

Badge Access Required

Lucile Packard Children's Hospital Night Shift Staff arriving at the main hospital campus between 4pm - 4am may park in Lucile Packard Children's Hospital West Garage, Hoover Pavilion Garage (lower levels), and 730 Welch.



LUCILE PACKARD CHILDREN'S HOSPITAL STAFF AFTER 4PM

Lucile Packard Children's Hospital night shift staff must apply for a complimentary badge access to park in the Lucile Packard Children's Hospital West Garage or Hoover Garage after 4pm

How to park in LUCILE PACKARD CHILDREN'S HOSPITAL WEST GARAGE

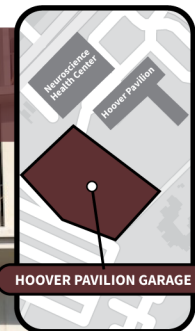


LUCILE PACKARD CHILDREN'S HOSPITAL WEST GARAGE



Apply online here: <https://bit.ly/lpchparkingform>
 Receive your approval notification email
 Enter the garage by scanning your badge between 4PM - 4AM, or anytime on weekends

How to park in Hoover PAVILION GARAGE



HOOVER PAVILION GARAGE

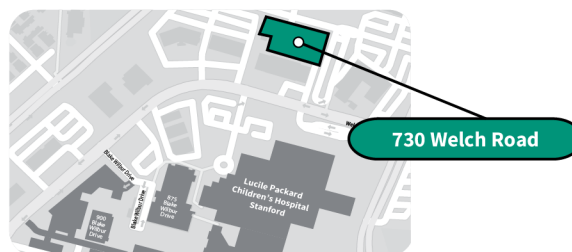


Apply online here: <https://bit.ly/lpchparkingform>
 Receive your approval notification email
 Enter the patient and visitor side of the garage by scanning your badge between 4PM - 4AM, and park on LL2 or LL3
 Please see page 2 for more information about parking in Hoover Pavilion Garage

How to park in 730 Welch Road



Parking is allowed from 6PM - 8AM when clinic is closed but vehicles **must** exit the lot before 8AM



730 Welch Road

NO NIGHT SHIFT PARKING IS ALLOWED IN ANY OF THE FOLLOWING WELCH ROAD PROPERTIES: 700, 750, 770, 777
 A valid Welch Road parking permit is required at all times in those lots.

Please note that Stanford University permit parking, including A/C/Z permits, are enforced 6am - 4pm, weekday only unless otherwise posted. Parking restrictions in special zones, such as disabled parking, red zones, fire lanes, D spaces, and special permit - only spaces is enforced 24 hours a day, 7 days a week

Parking in Hoover Pavilion Garage

**STAFF PARKING IS AVAILABLE
IN ANY SPACE ON**

L2 OR L3

**THAT IS NOT RESERVED FOR
PATIENTS & VISITORS**



You will be parking in a patient and visitor section of the garage. To make it easy for patients and visitors to find parking, please follow the signs to the lower levels of the garage.



You must NOT park in any space that is marked as "Reserved Parking for Patients & Visitors Only". Parking in a reserved space will result in a \$46.00 parking invoice.

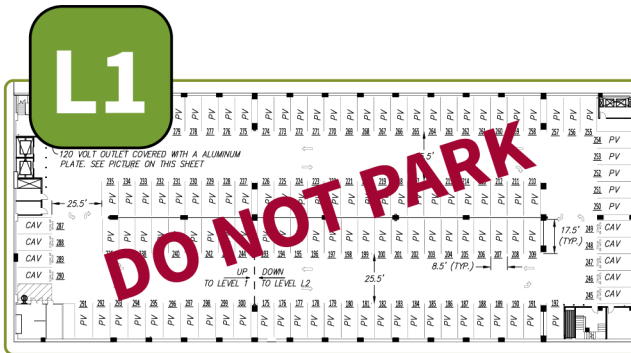


Transportation Services will record your license plate and reserves the right to issue citations if the above requirements are not met.



Need a ride to your vehicle between 9PM - 4AM? use the on-demand Evening Parking Shuttle!

Scan QR Code for more information.



↑
Enter using **Sweet Olive Way** entrance

