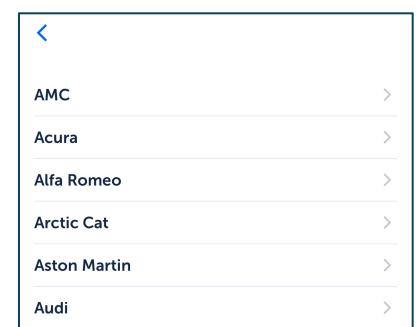
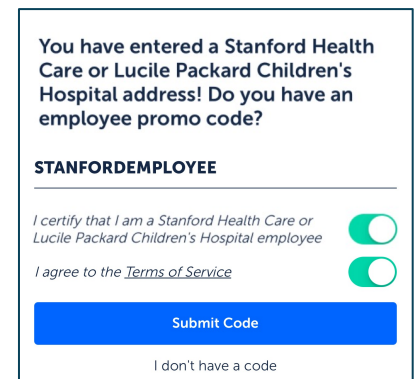
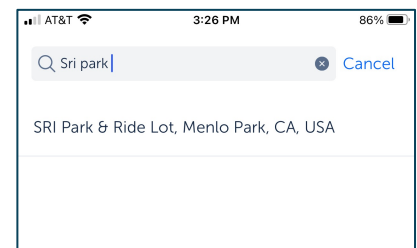
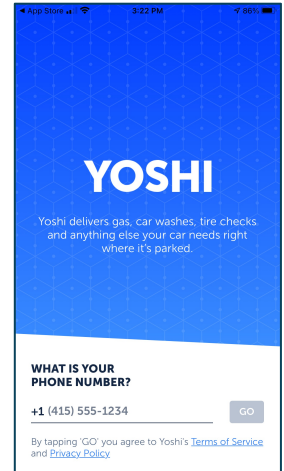


## One Point Lesson:

Scheduling Fuel Delivery & Earning a Car Wash at the SRI Park & Ride Lot

# Setting up Your Account

- 1 Download the Yoshi – Keep Moving app from the Apple app store [here](#) or Google Play Store [here](#)
- 2 Open the app & enter your phone number to create an account. You will then be asked to enter your first & last name.
- 3 When prompted to enter your email address – please use your work email
- 4 When asked “Where do you normally park your car during the day?” Enter: **SRI Park & Ride Lot**
- 5 You will be prompted to enter an employee promo code. Enter: **STANFORDEMPLOYEE**
- 6 You will be asked to add your vehicle and payment information. Please be prepared to provide:
  - Vehicle Make, Model, Year, and Color
  - Fuel type (Regular unleaded or premium unleaded)
  - A nickname for your vehicle (if any)
  - License Plate Number
  - Payment information



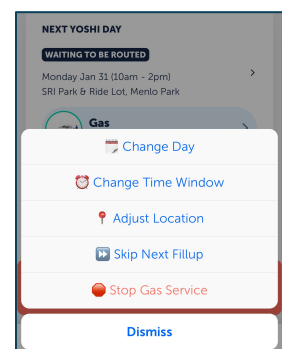
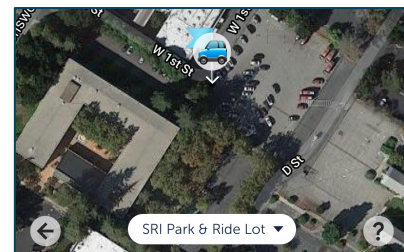
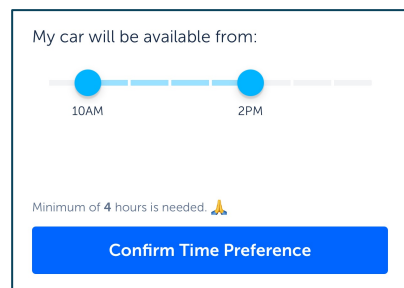
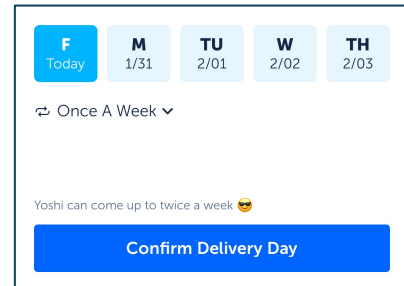
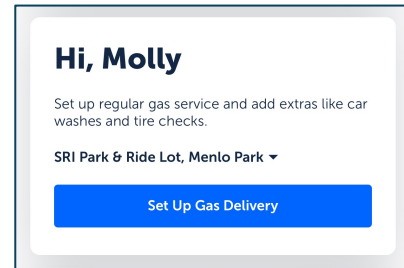
Questions? Contact [TransportationServices@stanfordhealthcare.org](mailto:TransportationServices@stanfordhealthcare.org) or call 650.736.8000

## One Point Lesson:

Scheduling Fuel Delivery & Earning a Car Wash at the SRI Park & Ride Lot

# Scheduling Fuel Delivery

- 1 From the homepage, tap “Set up Gas Delivery”
- 2 Select the day of the week you want to order gas, and indicate if you want gas delivered weekly, or one time  
*The app will default to weekly recurring deliveries – if you just want a 1-time fill, please tap “Once A Week” and change it to “One Time Only”*
- 3 Set the hours your car will be available to 10AM – 2PM
- 4 Pinning required! After you park your car, please pin your location in the Yoshi app. This step will ensure the technician is able to locate your vehicle.
- 6 If you have not already provided your license plate number or payment information, you will be asked to add it now
- 7 To view, cancel, or make changes to your fuel delivery tap “Gas” on your homepage, and select from the pop-up menu



## One Point Lesson:

Scheduling Fuel Delivery & Earning a Car Wash at the SRI Park & Ride Lot

# Earning a Free Car Wash

- 1 Park at the SRI Park & Ride Lot (don't forget your parking hangtag!)  
*If you do not have an SRI Park & Ride hangtag, request a free one [here](#). SRI Park & Ride hangtags are available to Stanford Health Care & Lucile Packard Children's Hospital Staff*
- 2 Scan your badge when boarding the SRI Shuttle in the morning



- 3 Once you've achieved 12 days of parking in this lot within 1 month, Transportation Services will reach out with more information about how to claim your FREE car wash!

NOTE: The value of the free car wash (\$89) will be considered taxable income

Questions? Contact [TransportationServices@stanfordhealthcare.org](mailto:TransportationServices@stanfordhealthcare.org) or call 650.736.8000