




# Bicycle Facilities

Stanford Medicine Outpatient Center – Redwood City

-  Bicycle Rack
-  Staff Bicycle Room\*



Staff Bicycle Room



Pavilion A Bike Racks



Pavilion C Bike Racks Near Cafe



Pavilion C & D Bike Racks



Pavilion C & D Bike Racks

\*For security, the Staff Bicycle Room is accessible by authorized badge access only. Employees with badge access at the Redwood City Outpatient Center will automatically have access to the Staff Bicycle Room.

# Bicycle + Transit

Stanford Medicine Outpatient Center – Redwood City

## Bring Your Bike on Caltrain!

### 1. Ride your bike to your nearest Caltrain Station

*Did you know that your Stanford Medicine Clipper Card comes with a free Caltrain GoPass? Available to qualifying benefits-eligible Stanford Medicine employees*



### 2. Bring your bike on Caltrain!

*Cyclists riding Caltrain should prominently display bike destination tags when bringing a bike onto Caltrain*



### 3. Catch the Redwood City Midpoint Shuttle at the Redwood City Caltrain Station

*The Redwood City Midpoint Shuttle is free to riders, and bikes are welcome! For more information, visit [www.Commute.org](http://www.Commute.org)*



### 4. Get off the bus on Broadway, head to your desired bike parking spot, and lock up your bike!

*Staff may use any of the bike racks outside or use badge access to park bikes inside of the Staff Bicycle Room at the Stanford Medicine Outpatient Center campus. Questions about bicycle parking or badge access? Contact Hospital Transportation Services!*