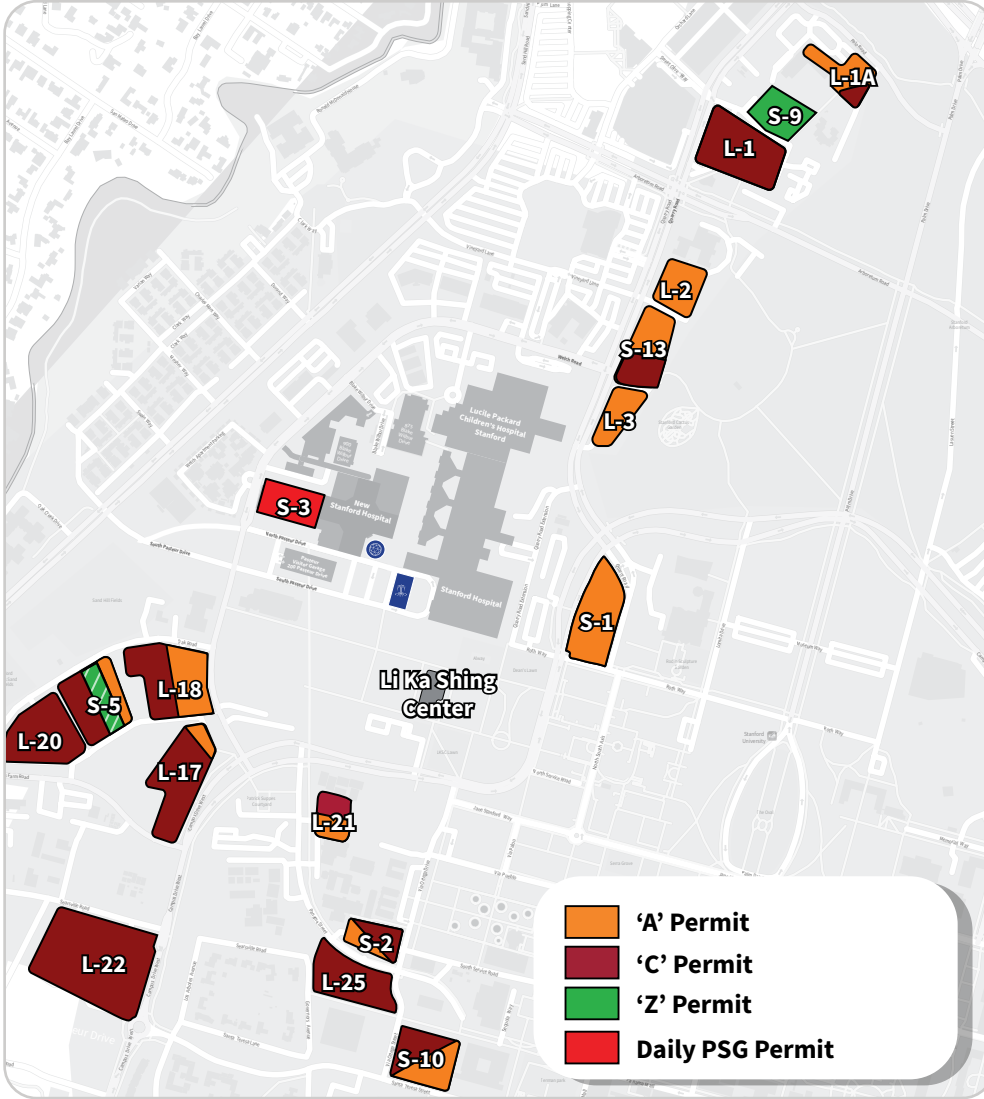


# STAFF PARKING AVAILABILITY



<b>L-1</b>	<b>Hoover Pavilion South Lot</b>	365 Quarry Rd	
<b>L-1A</b>	<b>Hoover Pavilion North Lot</b>	211 Quarry Rd	
<b>S-1</b>	<b>Roth Way Garage</b>	355 Roth Way	
<b>L-2</b>	<b>Quarry Psychiatry Lot</b>	401 Quarry Rd	
<b>S-2</b>	<b>Via Ortega Garage</b>	285 Via Ortega Dr	
<b>L-3</b>	<b>Quarry South Lot</b>	455 Quarry Rd	
<b>S-3</b>	<b>Pasteur Staff Garage</b>	1189 Welch Rd	
<b>S-5</b>	<b>Stock Farm Garage</b>	360 Oak Rd	
			<small>'Z' permit parking in Stock Farm Garage is temporary through 8/31/2024</small>
<b>S-9</b>	<b>Hoover Pavilion Garage</b>	217 Quarry Rd	
<b>S-10</b>	<b>Roble Field Garage</b>	519 Via Ortega Dr	
<b>S-13</b>	<b>Center for Academic Medicine (CAM) Garage</b>	453 Quarry Rd	
<b>L-17</b>	<b>Stock Farm South Lot</b>	199 Stock Farm Rd	
<b>L-18</b>	<b>Stock Farm North Lot</b>	Oak Rd & Welch Rd	
<b>L-20</b>	<b>Stock Farm West Lot</b>	Oak Rd at Stock Farm Rd	
<b>L-21</b>	<b>Jordan Quad Lot</b>	Panama St & Campus Dr	
<b>L-22</b>	<b>Searsville Lot</b>	190 Searsville Rd	
<b>L-25</b>	<b>Panama Lot</b>	Via Ortega Dr & Panama St	

Permit Type	Monthly Price	Daily Price	Eligibility	How to Purchase
<b>'C' Permit</b>	\$40/month	\$6.50/day	SHC & LPCH staff hired before January 1, 2019. All SoM Staff	<a href="https://transportation.stanford.edu/order">https://transportation.stanford.edu/order</a>
<b>'Z' Permit</b>	\$40/month	\$6.50/day	SHC & LPCH staff hired after January 1, 2019	<a href="https://transportation.stanford.edu/order">https://transportation.stanford.edu/order</a>
<b>'A' Permit</b>	\$133/month	\$19/day	All SHC staff	<a href="https://transportation.stanford.edu/order">https://transportation.stanford.edu/order</a>
<b>Daily Pasteur Staff Garage Permit</b>	n/a	\$12/day	All SHC staff	<a href="http://stanfordmedicinetransportation.org/psg-app-flyer">http://stanfordmedicinetransportation.org/psg-app-flyer</a>

\* SHC & LPCH Staff only

# STAFF PARKING DISTANCES

Parking Location	Permit Types	Approximate Walking Distance to Li Ka Shing Center	Served by Hospital Direct (HD) Shuttle?	Served by Medical Center (MC) Shuttle?
S-1: Roth Way Garage 355 Roth Way	'A'	6 minutes 654 steps	X	X
L-18: Stock Farm North Lot Oak Rd & Welch Rd	'A' 'C'	8 minutes 796 steps	✓ ~ 6 minute shuttle ride	X
L-21: Jordan Quad Lot Panama St & Campus Dr	'A' 'C'	8 minutes 927 steps	X	X
S-3: Pasteur Staff Garage 1189 Welch Rd	Daily Permit	8 minutes 1,106 steps	✓ ~ 1 minute shuttle ride	✓ ~ 1 minute shuttle ride
L-17: Stock Farm South Lot 199 Stock Farm Rd	'A' 'C'	9 minutes 914 steps	✓ ~ 6 minute shuttle ride	X
S-5: Stock Farm Garage 360 Oak Rd	'A' 'C' 'Z'	10 minutes 1,096 steps	✓ ~ 6 minute shuttle ride	X
L-25: Panama Lot Via Ortega Dr & Panama St	'C'	11 minutes 1,266 steps	X	X
L-3: Quarry South Lot 455 Quarry Rd	'A'	11 minutes 1,308 steps	X	X
L-20: Stock Farm West Lot Oak Rd at Stock Farm Rd	'C'	12 minutes 1,332 steps	X	X
S-2: Via Ortega Garage 285 Via Ortega Dr	'A' 'C'	13 minutes 1,451 steps	X	X
S-13: Center for Academic Medicine (CAM) Garage 453 Quarry Rd	'A' 'C'	14 minutes 1,583 steps	✓ ~ 8 minute shuttle ride	✓ ~ 8 minute shuttle ride
L-2: Quarry Psychiatry Lot 401 Quarry Rd	'A'	14 minutes 1,654 steps	✓ ~ 8 minute shuttle ride	✓ ~ 8 minute shuttle ride
L-22: Searsville Lot 190 Searsville Rd	'C'	15 minutes 1,614 steps	X	X
S-10: Roble Field Garage 519 Via Ortega Dr	'A' 'C'	15 minutes 1,648 steps	X	X
L-1: Hoover Pavilion South Lot 365 Quarry Rd	'C'	19 minutes 2,123 steps	✓ ~ 12 minute shuttle ride	✓ ~ 12 minute shuttle ride
S-9: Hoover Pavilion Garage 217 Quarry Rd	'Z'	20 minutes 2,248 steps	✓ ~ 12 minute shuttle ride	✓ ~ 12 minute shuttle ride
L-1A: Hoover Pavilion North Lot 211 Quarry Rd	'A' 'C'	24 minutes 2,531 steps	X	X

# ALTERNATIVE TRANSPORTATION



## Enjoy a Direct Shuttle Connection from Santa Clara

Stanford Health Care and Lucile Packard Children's Hospital staff living in the Santa Clara, or surrounding areas will have access to convenient parking and ride commute. Save gas, save money on parking, and save the stress from traffic; use the free Campbell Park & Ride.



## Enjoy a Direct Shuttle Connection from Campbell

Stanford Health Care and Lucile Packard Children's Hospital staff living in the Campbell, Willow Glen, or surrounding areas will have access to convenient parking and ride commute. Save gas, save money on parking, and save the stress from traffic; use the free Campbell Park & Ride.



## Have you used the free Caltrain Go Pass on your Clipper Card yet?

You can use the Caltrain Go Pass for the full calendar year, seven days a week, with no restrictions




## Where would you go if you could ride for free?

Enjoy unlimited travel on VTA buses and light rail with your VTA SmartPass loaded on your Clipper Card. Use it for your commute to work, and ride as often as you'd like.



## Commuting from the East Bay? Enjoy a free ride

East Bay commuters enjoy unlimited travel on AC Transit buses with the AC Transit EasyPass on your Clipper Card



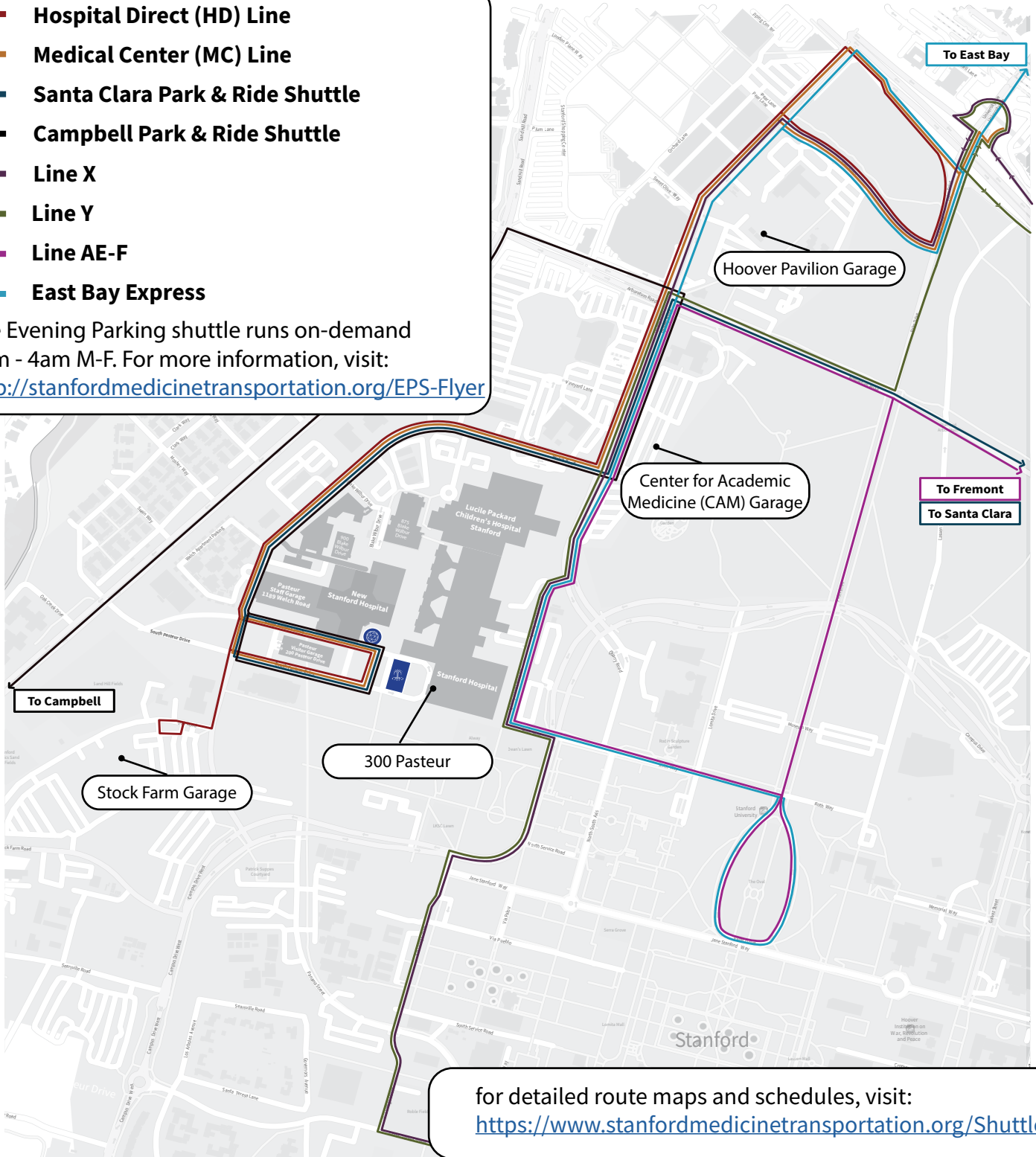
## Want to save money on transit, vanpool, and parking expenses?

Edenred Commuter Benefits are fringe benefits that allow employees to pay for qualified commuting transit, vanpool, and parking expenses using pre-tax dollars.

# FREE STAFF SHUTTLES

- Hospital Direct (HD) Line
- Medical Center (MC) Line
- Santa Clara Park & Ride Shuttle
- Campbell Park & Ride Shuttle
- Line X
- Line Y
- Line AE-F
- East Bay Express

The Evening Parking shuttle runs on-demand 9pm - 4am M-F. For more information, visit: <http://stanfordmedicinetransportation.org/EPS-Flyer>



for detailed route maps and schedules, visit: <https://www.stanfordmedicinetransportation.org/Shuttles/>