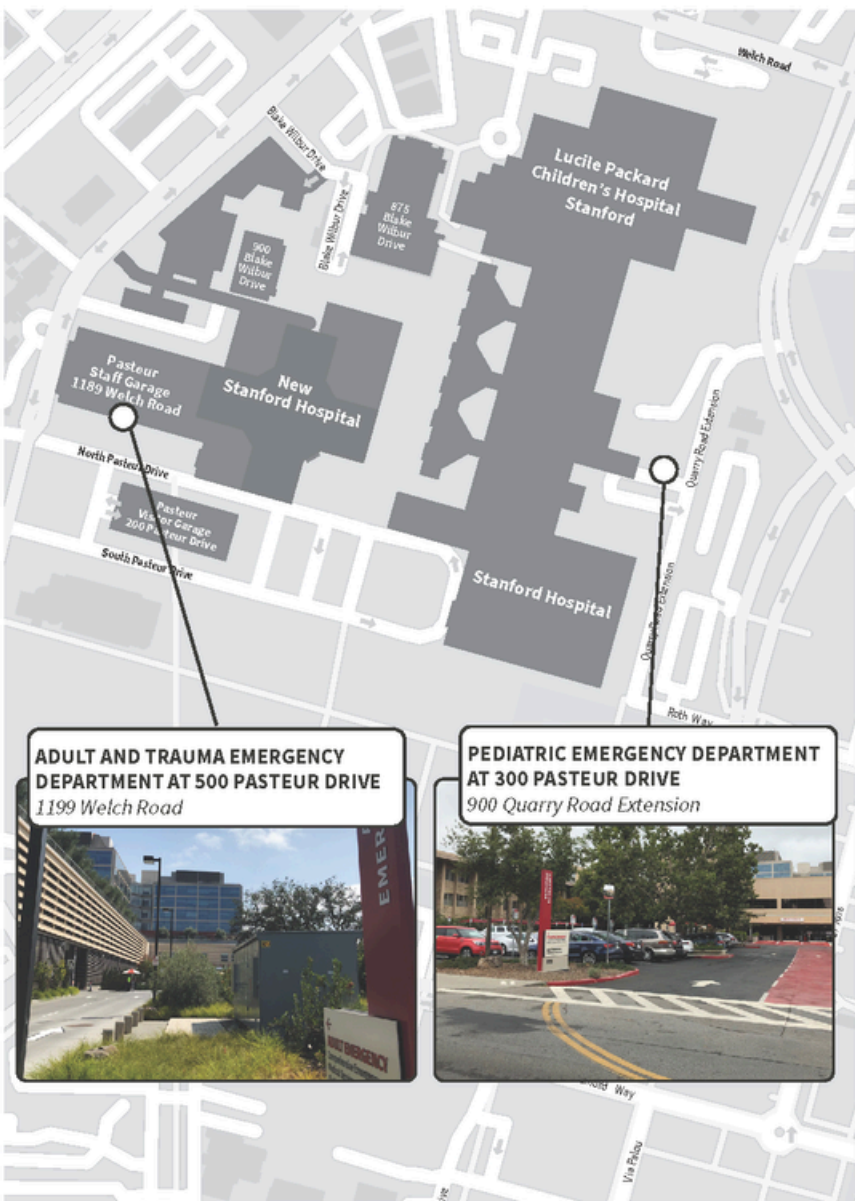




## PARKING FOR EMERGENT STAFF

WITH A RESPONSE TIME OF 30 MINUTES OR LESS

Emergency staff with a response time of 30 minutes or less may park in the reserved Emergent Staff parking spaces in the 500P - Pasteur Staff Garage or the 300 Pasteur ED Surface Lot.



**ADULT AND TRAUMA EMERGENCY  
DEPARTMENT AT 500 PASTEUR DRIVE**  
1199 Welch Road



**PEDIATRIC EMERGENCY DEPARTMENT  
AT 300 PASTEUR DRIVE**  
900 Quarry Road Extension



### How to park for emergency response:

1. Parking Instructions:
  - a. When arriving for emergency response, use your badge to enter the garage.
  - b. Park in the designated spaces marked with a blue Emergent Response staff sign.
2. Vehicle Registration: Email or call the Hospital Transportation Operations Center to confirm the department has record of your vehicle's license plate.

### Need badge access?

Click [here](#) or scan to get started!



Parking usage will be closely monitored. Misuse may result in a follow-up from clinical leaders and potential retroactive parking fees of \$12 per instance.

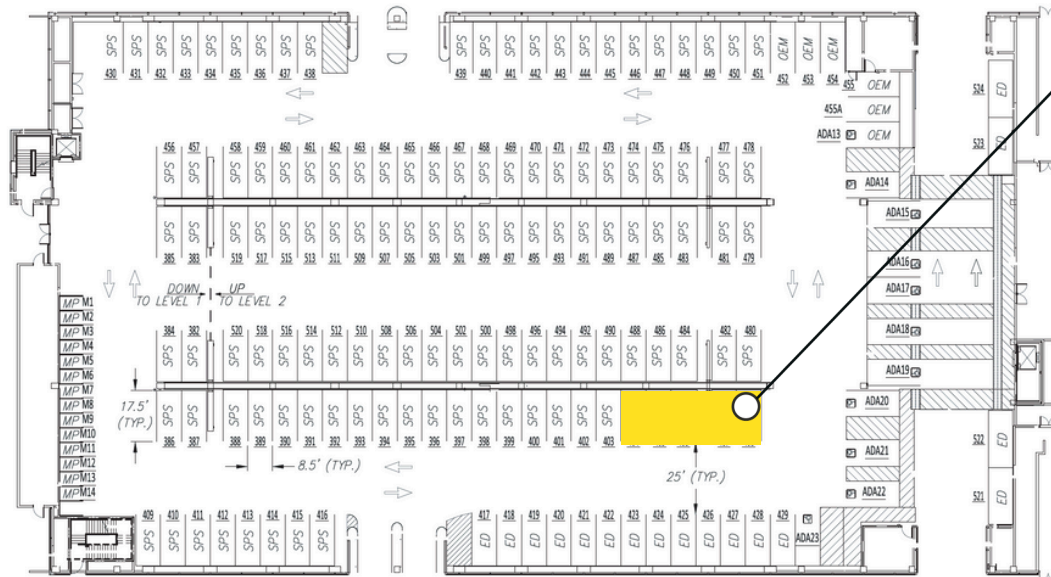


# PARKING FOR EMERGENT STAFF


WITH A RESPONSE TIME OF 30 MINUTES OR LESS

## ADULT AND TRAUMA EMERGENCY DEPARTMENT AT 500 PASTEUR DRIVE

1199 Welch Road

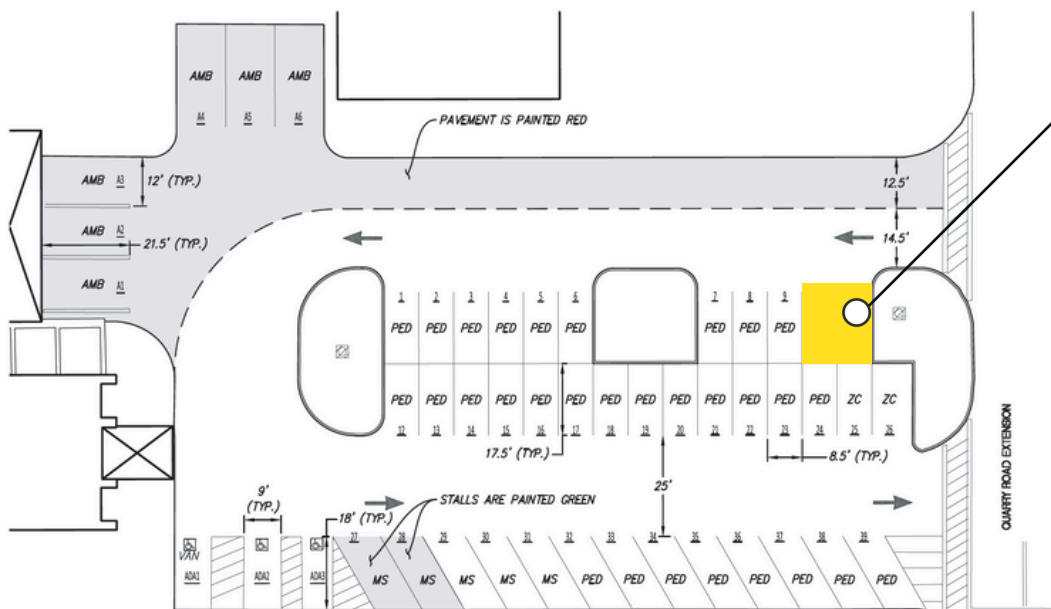


Reserved Emergent Staff  
Spaces in Pasteur Staff Garage



## PEDIATRIC EMERGENCY DEPARTMENT AT 300 PASTEUR DRIVE

900 Quarry Road Extension



Reserved Emergent Staff Spaces  
in 300 Pasteur Emergency  
Department Surface Lot

**RESERVED**

**EMERGENT  
STAFF ONLY**

21133a(CVC)